

Weather forecast and advisory for 24 most vulnerable drought prone districts

Weather forecast

(Source: IMD)

Andhra Pradesh

STATE : ANDRA-PRADESH

PARAMETERS	WEATHER FCST				
	DAY-1 08052019	DAY-2 09052019	DAY-3 10052019	DAY-4 11052019	DAY-5 12052019

DISTRICT : ANANTPUR

Rainfall (mm)	4	5	0	0	3
Max Temperature (deg C)	43	41	42	44	43
Min Temperature (deg C)	27	27	30	31	31
Total cloud cover (octa)	5	6	7	3	5
Max Relative Humidity (%)	65	59	52	47	48
Min Relative Humidity (%)	22	23	22	16	17
Wind speed (kmph)	022	023	020	021	022
Wind direction (deg)	261	271	277	269	266

DISTRICT : KURNOOL

Rainfall (mm)	6	0	0	0	9
Max Temperature (deg C)	44	43	43	45	47
Min Temperature (deg C)	28	29	32	31	31
Total cloud cover (octa)	4	7	7	3	4
Max Relative Humidity (%)	52	53	43	39	43
Min Relative Humidity (%)	13	16	16	13	16
Wind speed (kmph)	024	025	022	016	014
Wind direction (deg)	256	283	287	241	203

STATE : ANDRA-PRADESH

PARAMETERS	WEATHER FCST				
	DAY-1 08052019	DAY-2 09052019	DAY-3 10052019	DAY-4 11052019	DAY-5 12052019

DISTRICT : PRAKASAM

Rainfall (mm)	6	0	0	0	9
Max Temperature (deg C)	44	44	46	46	47
Min Temperature (deg C)	30	32	32	30	31
Total cloud cover (octa)	6	5	5	3	4
Max Relative Humidity (%)	66	50	40	68	72
Min Relative Humidity (%)	20	18	13	17	26
Wind speed (kmph)	024	026	017	010	010
Wind direction (deg)	248	259	218	120	113

DISTRICT : CHITTOOR

Rainfall (mm)	40	44	0	0	0
Max Temperature (deg C)	44	44	42	45	47
Min Temperature (deg C)	30	30	30	29	30
Total cloud cover (octa)	7	6	6	3	4
Max Relative Humidity (%)	66	66	55	61	62
Min Relative Humidity (%)	26	27	26	18	20
Wind speed (kmph)	013	015	012	012	012
Wind direction (deg)	270	263	246	199	215

Rajasthan

STATE : RAJASTHAN

PARAMETERS	WEATHER FCST				
	DAY-1 08052019	DAY-2 09052019	DAY-3 10052019	DAY-4 11052019	DAY-5 12052019

DISTRICT : NAGOUR

Rainfall (mm)	0	0	0	0	5
Max Temperature (deg C)	44	43	41	39	38
Min Temperature (deg C)	28	28	27	27	29
Total cloud cover (octa)	0	0	1	0	3
Max Relative Humidity (%)	30	28	38	43	52
Min Relative Humidity (%)	8	9	10	12	19
Wind speed (kmph)	024	024	021	014	019
Wind direction (deg)	246	248	252	235	245

DISTRICT : CHURU

Rainfall (mm)	0	0	0	0	0
Max Temperature (deg C)	45	44	43	42	40
Min Temperature (deg C)	26	25	25	26	26
Total cloud cover (octa)	0	0	0	1	4
Max Relative Humidity (%)	26	32	33	37	38
Min Relative Humidity (%)	7	8	9	10	17
Wind speed (kmph)	026	028	022	012	011
Wind direction (deg)	247	255	255	226	225

STATE : RAJASTHAN

PARAMETERS	WEATHER FCST				
	DAY-1 08052019	DAY-2 09052019	DAY-3 10052019	DAY-4 11052019	DAY-5 12052019

DISTRICT : AJMER

Rainfall (mm)	0	0	0	0	0
Max Temperature (deg C)	42	41	40	40	39
Min Temperature (deg C)	26	25	24	25	26
Total cloud cover (octa)	0	0	2	0	1
Max Relative Humidity (%)	26	26	31	37	52
Min Relative Humidity (%)	8	10	11	13	16
Wind speed (kmph)	025	025	021	013	018
Wind direction (deg)	256	255	259	253	264

DISTRICT : JAISLAMER

Rainfall (mm)	0	0	0	0	23
Max Temperature (deg C)	45	45	43	42	43
Min Temperature (deg C)	30	28	27	28	31
Total cloud cover (octa)	0	0	1	2	3
Max Relative Humidity (%)	36	44	61	66	60
Min Relative Humidity (%)	9	12	18	21	21
Wind speed (kmph)	031	032	025	025	015
Wind direction (deg)	217	219	207	208	176

Karnataka

STATE : KARNATAKA

PARAMETERS

WEATHER FCST

DAY-1	DAY-2	DAY-3	DAY-4	DAY-5
08052019	09052019	10052019	11052019	12052019

DISTRICT : KOLAR

Rainfall (mm)	17	16	0	0	0
Max Temperature (deg C)	39	39	38	40	40
Min Temperature (deg C)	24	25	25	28	27
Total cloud cover (octa)	7	6	5	4	5
Max Relative Humidity (%)	75	71	60	53	66
Min Relative Humidity (%)	31	30	29	20	23
Wind speed (kmph)	018	016	016	014	014
Wind direction (deg)	267	258	287	269	265

DISTRICT : TUMKUR

Rainfall (mm)	27	0	0	0	0
Max Temperature (deg C)	38	37	37	39	39
Min Temperature (deg C)	23	22	24	26	26
Total cloud cover (octa)	6	7	6	3	5
Max Relative Humidity (%)	77	72	63	62	64
Min Relative Humidity (%)	37	31	27	20	21
Wind speed (kmph)	016	015	013	011	016
Wind direction (deg)	254	254	279	266	265

DISTRICT : HASSAN

Rainfall (mm)	16	14	0	0	3
Max Temperature (deg C)	30	34	34	36	36
Min Temperature (deg C)	23	21	22	23	23
Total cloud cover (octa)	7	7	4	3	5
Max Relative Humidity (%)	88	85	73	77	81
Min Relative Humidity (%)	65	43	33	27	28
Wind speed (kmph)	009	007	008	007	010
Wind direction (deg)	251	257	274	261	263

STATE : KARNATAKA

PARAMETERS	WEATHER FCST				
	DAY-1 08052019	DAY-2 09052019	DAY-3 10052019	DAY-4 11052019	DAY-5 12052019

DISTRICT : BELGAUM

Rainfall (mm)	0	6	0	0	0
Max Temperature (deg C)	39	38	38	38	39
Min Temperature (deg C)	25	24	24	25	27
Total cloud cover (octa)	2	2	1	1	1
Max Relative Humidity (%)	80	81	66	59	62
Min Relative Humidity (%)	23	32	23	23	19
Wind speed (kmph)	016	017	017	013	013
Wind direction (deg)	280	280	284	284	282

DISTRICT : BAGALKOTE

Rainfall (mm)	0	0	0	0	3
Max Temperature (deg C)	42	41	40	41	42
Min Temperature (deg C)	24	24	26	29	30
Total cloud cover (octa)	3	3	2	1	3
Max Relative Humidity (%)	61	66	53	42	40
Min Relative Humidity (%)	13	20	21	17	17
Wind speed (kmph)	025	024	024	019	018
Wind direction (deg)	280	289	296	305	261

DISTRICT : BIJAPUR

Rainfall (mm)	0	0	0	0	3
Max Temperature (deg C)	43	41	41	42	42
Min Temperature (deg C)	25	24	26	29	30
Total cloud cover (octa)	3	3	2	2	4
Max Relative Humidity (%)	52	57	47	37	32
Min Relative Humidity (%)	11	17	20	15	17
Wind speed (kmph)	026	026	025	021	016
Wind direction (deg)	286	294	305	318	237

STATE : KARNATAKA

PARAMETERS	WEATHER FCST				
	DAY-1 08052019	DAY-2 09052019	DAY-3 10052019	DAY-4 11052019	DAY-5 12052019

DISTRICT : GULBARGA

Rainfall (mm)	0	0	0	0	4
Max Temperature (deg C)	44	42	42	43	43
Min Temperature (deg C)	30	27	29	31	29
Total cloud cover (octa)	4	4	3	3	3
Max Relative Humidity (%)	34	45	36	28	32
Min Relative Humidity (%)	9	13	15	13	16
Wind speed (kmph)	029	027	025	020	016
Wind direction (deg)	308	315	321	295	43

DISTRICT : BIDAR

Rainfall (mm)	0	0	0	0	6
Max Temperature (deg C)	43	42	42	42	42
Min Temperature (deg C)	29	26	28	29	26
Total cloud cover (octa)	4	4	3	3	4
Max Relative Humidity (%)	22	41	30	29	36
Min Relative Humidity (%)	10	12	15	13	17
Wind speed (kmph)	025	027	024	021	010
Wind direction (deg)	330	325	328	310	126

DISTRICT : KOPPAL

Rainfall (mm)	0	0	0	0	0
Max Temperature (deg C)	42	40	40	41	42
Min Temperature (deg C)	24	25	26	29	28
Total cloud cover (octa)	4	4	5	1	3
Max Relative Humidity (%)	59	63	52	43	43
Min Relative Humidity (%)	15	20	21	16	17
Wind speed (kmph)	026	024	021	016	013
Wind direction (deg)	268	279	282	288	290

STATE : KARNATAKA

PARAMETERS	WEATHER FCST				
	DAY-1 08052019	DAY-2 09052019	DAY-3 10052019	DAY-4 11052019	DAY-5 12052019

DISTRICT : DEVANGERE

Rainfall (mm)	5	4	0	0	0
Max Temperature (deg C)	38	38	38	39	40
Min Temperature (deg C)	24	22	24	25	25
Total cloud cover (octa)	5	6	4	1	3
Max Relative Humidity (%)	80	83	73	70	74
Min Relative Humidity (%)	33	33	24	20	19
Wind speed (kmph)	018	020	017	014	018
Wind direction (deg)	273	267	268	255	259

DISTRICT : CHITRADURGA

Rainfall (mm)	5	0	0	0	0
Max Temperature (deg C)	40	39	39	40	42
Min Temperature (deg C)	24	23	26	27	28
Total cloud cover (octa)	5	6	6	2	4
Max Relative Humidity (%)	75	74	61	57	60
Min Relative Humidity (%)	28	27	24	18	18
Wind speed (kmph)	020	023	021	016	021
Wind direction (deg)	266	272	279	272	275

DISTRICT : GADAG

Rainfall (mm)	0	0	0	0	0
Max Temperature (deg C)	40	39	39	39	41
Min Temperature (deg C)	23	23	24	25	26
Total cloud cover (octa)	4	3	3	1	3
Max Relative Humidity (%)	70	73	58	51	54
Min Relative Humidity (%)	20	25	21	17	17
Wind speed (kmph)	021	020	017	012	014
Wind direction (deg)	273	275	286	283	280

STATE : KARNATAKA

PARAMETERS	WEATHER FCST				
	DAY-1 08052019	DAY-2 09052019	DAY-3 10052019	DAY-4 11052019	DAY-5 12052019

DISTRICT : BELLARY

Rainfall (mm)	0	4	0	0	3
Max Temperature (deg C)	43	40	41	42	43
Min Temperature (deg C)	25	26	27	29	29
Total cloud cover (octa)	4	5	5	1	3
Max Relative Humidity (%)	66	69	56	49	51
Min Relative Humidity (%)	18	22	21	16	17
Wind speed (kmph)	023	022	019	014	015
Wind direction (deg)	266	273	280	280	271

DISTRICT : MANDYA

Rainfall (mm)	24	3	0	0	0
Max Temperature (deg C)	35	35	35	37	37
Min Temperature (deg C)	23	23	23	25	24
Total cloud cover (octa)	7	7	6	4	5
Max Relative Humidity (%)	81	80	69	72	78
Min Relative Humidity (%)	40	34	29	22	23
Wind speed (kmph)	014	010	006	006	012
Wind direction (deg)	248	236	263	270	260

DISTRICT : BANGALORE-RURAL

Rainfall (mm)	58	14	0	0	0
Max Temperature (deg C)	36	35	35	38	38
Min Temperature (deg C)	23	23	23	26	25
Total cloud cover (octa)	7	7	6	3	5
Max Relative Humidity (%)	82	77	67	67	72
Min Relative Humidity (%)	36	35	31	23	23
Wind speed (kmph)	015	014	010	010	013
Wind direction (deg)	256	247	272	274	261

STATE : KARNATAKA

PARAMETERS	WEATHER FCST				
	DAY-1 08052019	DAY-2 09052019	DAY-3 10052019	DAY-4 11052019	DAY-5 12052019

DISTRICT : MYSORE

Rainfall (mm)	19	8	4	13	14
Max Temperature (deg C)	34	34	34	37	37
Min Temperature (deg C)	25	23	23	24	24
Total cloud cover (octa)	7	7	6	5	6
Max Relative Humidity (%)	87	87	76	81	88
Min Relative Humidity (%)	51	42	33	26	30
Wind speed (kmph)	011	005	006	007	009
Wind direction (deg)	234	234	251	254	267

Prices of Major Commodities

(Source: agmarknet.gov.in, 07 05 2019 report)

Rajasthan (Commodity-wise, Market wise)

Market	Variety	Minimum Prices	Maximum Prices	Modal Prices	Unit of Price
Group:Cereals					
Bajra(Pearl Millet/Cumbu)					
Barmer	Bold	2250	2450	2350	Rs/Quintal
Jodhpur(Grain)(Bhagat Ki Kothi)	Other	1800	2000	1900	Rs/Quintal
Kuchaman City	Other	2000	2060	2035	Rs/Quintal
Lalsot(Mandabari)	Other	1925	1945	1945	Rs/Quintal
Sanchor	Other	1950	2200	2100	Rs/Quintal
Sri Madhopur	Other	1930	2100	2000	Rs/Quintal
Barley (Jau)					
Kuchaman City	Other	1560	1560	1560	Rs/Quintal
Sri Madhopur	Other	1755	1804	1780	Rs/Quintal
Suratgarh	Other	1550	1685	1655	Rs/Quintal
Jowar(Sorghum)					
Jodhpur(Grain)(Bhagat Ki Kothi)	Other	1800	2100	1950	Rs/Quintal
Maize					
Aklera	Other	2000	2100	2050	Rs/Quintal
Wheat					
Aklera	Other	1730	1840	1785	Rs/Quintal
Begu	Other	1740	1850	1840	Rs/Quintal
Bhadara	Other	1791	1825	1808	Rs/Quintal
Jodhpur(Grain)(Bhagat Ki Kothi)	Other	1700	2100	1900	Rs/Quintal
Khanpur	Other	1600	1889	1889	Rs/Quintal
Kuchaman City	Other	1850	2000	1900	Rs/Quintal
Lalsot(Mandabari)	Other	1673	1861	1755	Rs/Quintal
Rawatsar	Other	1835	1835	1835	Rs/Quintal
Suratgarh	Other	1780	1957	1825	Rs/Quintal
Group:Drug and Narcotics					
Isabgul (Psyllium)					
Kuchaman City	Other	8950	9700	9350	Rs/Quintal
Group:Fruits					

Apple					
Jalore	Apple	7000	8000	7500	Rs/Quintal
Sriganganagar(F&V)	Apple	5200	5400	5300	Rs/Quintal
Banana					
Sriganganagar(F&V)	Other	1900	2100	2000	Rs/Quintal
Grapes					
Jalore	Green	4500	5000	4700	Rs/Quintal
Sriganganagar(F&V)	Green	6500	6700	6600	Rs/Quintal
Karbuja(Musk Melon)					
Jalore	Karbhujia	800	1000	900	Rs/Quintal
Sriganganagar(F&V)	Other	1400	1600	1500	Rs/Quintal
Lime					
Sriganganagar(F&V)	Other	5000	5200	5100	Rs/Quintal
Litchi					
Sriganganagar(F&V)	Other	15000	17000	16000	Rs/Quintal
Mango					
Sriganganagar(F&V)	Other	5200	5400	5300	Rs/Quintal
Orange					
Jalore	Other	3000	3500	3200	Rs/Quintal
Papaya					
Sriganganagar(F&V)	Other	2400	2600	2500	Rs/Quintal
Pineapple					
Sriganganagar(F&V)	Other	5500	5700	5600	Rs/Quintal
Pomegranate					
Sriganganagar(F&V)	Other	4500	4700	4600	Rs/Quintal
Water Melon					
Sriganganagar(F&V)	Other	1100	1300	1200	Rs/Quintal
Group:Oil Seeds					
Mustard					
Aklera	Other	3230	3340	3285	Rs/Quintal
Bhadara	Other	3440	3470	3455	Rs/Quintal
Jodhpur(Grain)(Bhagat Ki Kothi)	Mustard	4000	4100	4050	Rs/Quintal
Khanpur	Other	2300	3401	3401	Rs/Quintal
Lalsot(Mandabari)	Other	3360	3592	3400	Rs/Quintal
Sanchor	Other	4200	4200	4200	Rs/Quintal
Sri Madhopur	Other	3360	3417	3398	Rs/Quintal
Surajgarh	Other	3400	3500	3450	Rs/Quintal
Suratgarh	Other	3218	3419	3305	Rs/Quintal
Uniyara	Other	3473	3520	3496	Rs/Quintal
Soyabean					
Aklera	Other	3425	3550	3487	Rs/Quintal

Khanpur	Other	3500	3690	3690	Rs/Quintal
Taramira					
Jodhpur(Grain)(Bhagat Ki Kothi)	Other	3800	4000	3900	Rs/Quintal
Sri Madhopur	Other	3760	3850	3800	Rs/Quintal
Group:Pulses					
Bengal Gram(Gram)(Whole)					
Aklera	Other	3850	3970	3910	Rs/Quintal
Bhadara	Other	4076	4076	4076	Rs/Quintal
Bhawani Mandi(Choumehla)	Other	3800	4020	3910	Rs/Quintal
Jodhpur(Grain)(Bhagat Ki Kothi)	Other	4000	4150	4075	Rs/Quintal
Kuchaman City	Other	4100	4150	4150	Rs/Quintal
Lalsot(Mandabari)	Other	3990	4008	4000	Rs/Quintal
Ridmalsar	Other	3918	4620	4620	Rs/Quintal
Sri Madhopur	Other	4017	4060	4020	Rs/Quintal
Surajgarh	Other	4100	4100	4100	Rs/Quintal
Suratgarh	Bengal Gram (Split)	3680	3935	3935	Rs/Quintal
Uniyara	Other	4081	4096	4088	Rs/Quintal
Black Gram (Urd Beans)(Whole)					
Jodhpur(Grain)(Bhagat Ki Kothi)	Other	4200	4300	4250	Rs/Quintal
Green Gram (Moong)(Whole)					
Jodhpur(Grain)(Bhagat Ki Kothi)	Other	5600	6100	5850	Rs/Quintal
Kuchaman City	Other	5125	5800	5700	Rs/Quintal
Guar Seed(Cluster Beans Seed)					
Barmer	Other	4250	4300	4275	Rs/Quintal
Kuchaman City	Other	4090	4200	4150	Rs/Quintal
Sri Madhopur	Other	4000	4050	4030	Rs/Quintal
Moath Dal					
Barmer	Other	5450	5550	5500	Rs/Quintal
Group:Spices					
Corriander seed					
Aklera	Other	5600	8200	6900	Rs/Quintal
Cummin Seed(Jeera)					
Jodhpur(Grain)(Bhagat Ki Kothi)	Cummin Seed(Jeera)	12000	15500	13750	Rs/Quintal
Sanchor	Other	14000	15500	14500	Rs/Quintal
Garlic					

Jalore	Other	3500	4000	3800	Rs/Quintal
Suratgarh	Average	3500	3500	3500	Rs/Quintal
Group:Vegetables					
Bhindi(Ladies Finger)					
Jalore	Other	2800	3000	2900	Rs/Quintal
Sriganganagar(F&V)	Other	3500	3700	3600	Rs/Quintal
Bitter gourd					
Sriganganagar(F&V)	Other	2500	2700	2600	Rs/Quintal
Cabbage					
Jalore	Other	1000	1200	1100	Rs/Quintal
Sriganganagar(F&V)	Other	900	1100	1000	Rs/Quintal
Capsicum					
Sriganganagar(F&V)	Other	1200	1400	1300	Rs/Quintal
Carrot					
Sriganganagar(F&V)	Other	1000	1200	1100	Rs/Quintal
Cauliflower					
Sriganganagar(F&V)	Other	1500	1700	1600	Rs/Quintal
Cucumbar(Kheera)					
Jalore	Other	1400	1500	1450	Rs/Quintal
Sriganganagar(F&V)	Other	900	1100	1000	Rs/Quintal
Guar					
Bhadara	Other	4131	4131	4131	Rs/Quintal
Gangapur	Other	3800	4000	3900	Rs/Quintal
Jodhpur(Grain)(Bhagat Ki Kothi)	Gwar	4175	4250	4212.5	Rs/Quintal
Surajgarh	Other	4050	4050	4050	Rs/Quintal
Onion					
Jalore	Other	700	800	750	Rs/Quintal
Sriganganagar(F&V)	Other	500	700	600	Rs/Quintal
Suratgarh	1st Sort	500	600	550	Rs/Quintal
Peas Wet					
Sriganganagar(F&V)	Other	3500	3700	3600	Rs/Quintal
Potato					
Jalore	Other	600	700	650	Rs/Quintal
Rajasamand	Potato	1000	1200	1100	Rs/Quintal
Sriganganagar(F&V)	Other	1000	1200	1100	Rs/Quintal
Raddish					
Sriganganagar(F&V)	Other	1000	1200	1100	Rs/Quintal
Tinda					
Jalore	Other	1500	1800	1700	Rs/Quintal
Sriganganagar(F&V)	Other	1800	2000	1900	Rs/Quintal
Tomato					

Rajasamand	Tomato	800	1200	1000	Rs/Quintal
Sriganganagar(F&V)	Other	1800	2000	1900	Rs/Quintal

Andhra Pradesh (Commodity-wise, Market wise)

Market	Variety	Minimum Prices	Maximum Prices	Modal Prices	Unit of Price
Group:Cereals					
Jowar(Sorghum)					
Allagadda	Jowar (White)	1890	2430	2150	Rs/Quintal
Alur	Jowar (White)	2460	2520	2490	Rs/Quintal
Banaganapalli	Jowar (White)	2000	2100	2050	Rs/Quintal
Koilkunta	Jowar (White)	1700	1900	1800	Rs/Quintal
Maize					
Alur	Local	1720	1800	1760	Rs/Quintal
Kurnool	Local	1808	1964	1948	Rs/Quintal
Paddy(Dhan)(Common)					
Allagadda	Sona	1850	2150	2000	Rs/Quintal
Banaganapalli	Sona Mahsuri	2000	2200	2100	Rs/Quintal
Nandyal	Sona Mahsuri	1800	1900	1850	Rs/Quintal
Group:Oil Seeds					
Castor Seed					
Kurnool	Other	4788	5052	4893	Rs/Quintal
Groundnut					
Cuddapah	Local	4326	5576	5256	Rs/Quintal
Kurnool	Local	3697	5539	4470	Rs/Quintal
Sunflower					
Kurnool	Bold	3259	5388	3389	Rs/Quintal
Group:Pulses					
Arhar (Tur/Red Gram)(Whole)					
Kurnool	Local	2008	5675	4999	Rs/Quintal
Bengal Gram(Gram)(Whole)					
Banaganapalli	Desi (Whole)	4600	4800	4700	Rs/Quintal
Kurnool	Desi (Whole)	4108	4620	4338	Rs/Quintal
Nandyal	Desi (Whole)	4700	4900	4850	Rs/Quintal

Group:Spices					
Dry Chillies					
Kurnool	Local	1919	8500	5100	Rs/Quintal
Group:Vegetables					
Onion					
Kurnool	Local	650	1000	800	Rs/Quintal
Pattikonda	Local	800	1000	900	Rs/Quintal
Tomato					
Mulakalacheruvu	Local	1300	2800	2200	Rs/Quintal
Pattikonda	Local	4800	5000	4900	Rs/Quintal
Piler	Deshi	2000	2500	2200	Rs/Quintal

Karnataka (Commodity-wise, Market wise)

Market	Variety	Minimum Prices	Maximum Prices	Modal Prices	Unit of Price
Group:Cereals					
Ragi (Finger Millet)					
Sira	Local	2200	2900	2800	Rs/Quintal
Group:Fruits					
Mango					
Ramanagara	Badami	3800	4000	3900	Rs/Quintal
	Other	1500	1700	1600	Rs/Quintal
Group:Other					
Bunch Beans					
Ramanagara	Bunch Beans	2000	2400	2200	Rs/No
Group:Pulses					
Beans					
Kolar	Beans (Whole)	5000	7000	6000	Rs/Quintal
Ramanagara	Beans (Whole)	7000	9000	8000	Rs/Quintal
Bengal Gram(Gram)(Whole)					
Sira	Other	3200	4000	3500	Rs/Quintal
Group:Spices					
Coconut					
Ramanagara	Grade-I	7100	13100	10000	Rs/Quintal
Dry Chillies					

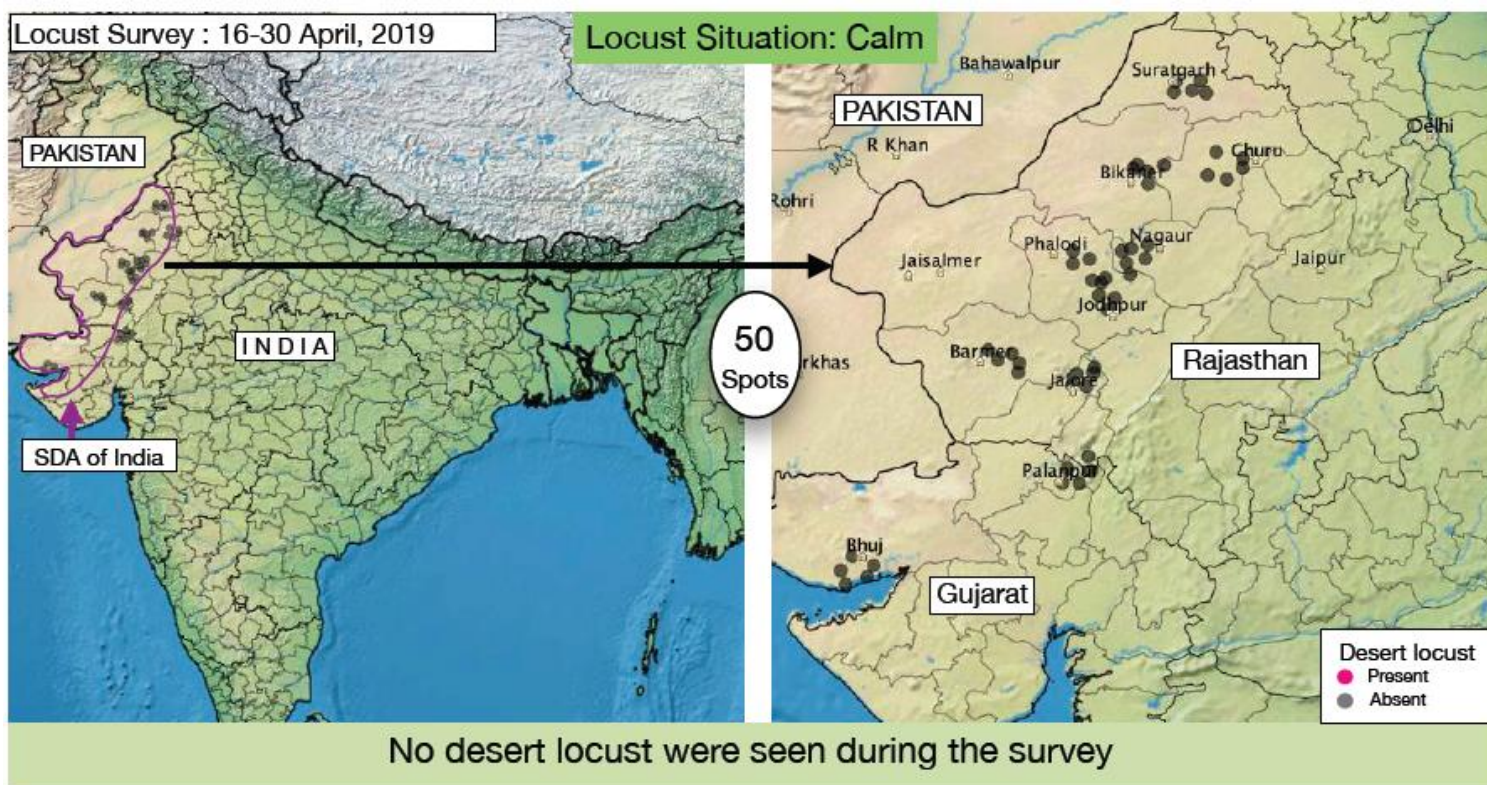
Sira	Local	3500	8000	6500	Rs/Quintal
Group:Vegetables					
Beetroot					
Kolar	Beetroot	1500	1800	1600	Rs/Quintal
Ramanagara	Beetroot	2200	2600	2400	Rs/Quintal
Bhindi(Ladies Finger)					
Ramanagara	Bhindi	1600	2000	1800	Rs/Quintal
Bitter gourd					
Ramanagara	Bitter Gourd	3800	4200	4000	Rs/Quintal
Brinjal					
Kolar	Brinjal	1500	2000	1700	Rs/Quintal
Ramanagara	Brinjal	1200	1600	1400	Rs/Quintal
Cabbage					
Kolar	Cabbage	1000	1400	1200	Rs/Quintal
Ramanagara	Cabbage	1800	2000	1900	Rs/Quintal
Capsicum					
Kolar	Capsicum	3800	4500	4100	Rs/Quintal
Carrot					
Kolar	Carrot	2500	3000	2700	Rs/Quintal
Ramanagara	Carrot	3600	4000	3800	Rs/Quintal
Cauliflower					
Kolar	Local	1000	1500	1300	Rs/Quintal
Chapparad Avare					
Kolar	Chapparada Avarekai	2500	3000	2700	Rs/Quintal
Ramanagara	Chapparada Avarekai	4000	4200	4100	Rs/Quintal
Chilly Capsicum					
Kolar	Chilly Capsicum	5000	6000	5500	Rs/Quintal
Ramanagara	Chilly Capsicum	5000	6000	5500	Rs/Quintal
Cucumbar(Kheera)					
Kolar	Cucumbar	250	300	275	Rs/Quintal
Ramanagara	Cucumbar	1600	1800	1700	Rs/Quintal
Drumstick					
Ramanagara	Drumstick	3200	3600	3400	Rs/Quintal
Ginger(Green)					
Ramanagara	Green Ginger	9000	10000	9500	Rs/Quintal
Green Chilli					
Kolar	Green Chilly	3500	4500	4000	Rs/Quintal
Ramanagara	Green Chilly	3800	4200	4000	Rs/Quintal
Knool Khol					
Kolar	Knool Khol	1000	1500	1300	Rs/Quintal
Ramanagara	Knool Khol	2800	3200	3000	Rs/Quintal

Raddish					
Kolar	Raddish	800	1200	1000	Rs/Quintal
Ramanagara	Raddish	1800	2000	1900	Rs/Quintal
Ridgeguard(Tori)					
Kolar	Ridgeguard(Tori)	3000	3500	3300	Rs/Quintal
Ramanagara	Ridgeguard(Tori)	3000	3400	3200	Rs/Quintal
Seemebadnekai					
Ramanagara	Seemebadnekai	4000	4400	4200	Rs/Quintal
Snakeguard					
Ramanagara	Snakeguard	1200	1600	1400	Rs/Quintal
Suvarna Gadde					
Ramanagara	Suvarnagadde	2000	2400	2200	Rs/Quintal
Tomato					
Chickaballapura	Tomato	500	2770	1770	Rs/Quintal
Kolar	Hybrid	533	2800	1667	Rs/Quintal
	Tomato	667	3133	1900	Rs/Quintal
Ramanagara	Tomato	3000	3500	3250	Rs/Quintal

Locust situation

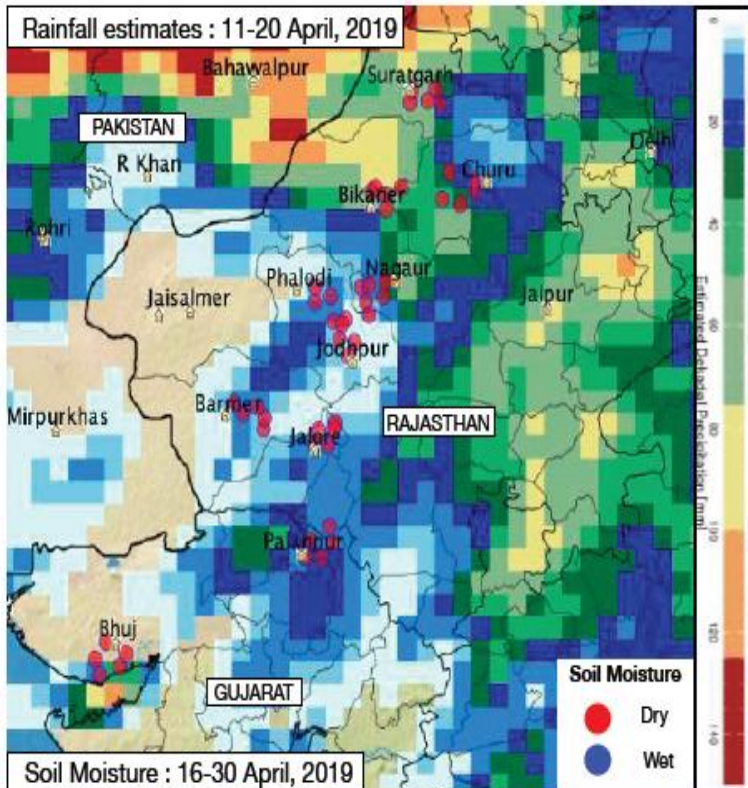
(Sources: PPQ&S, DAC&FW)

LOCUST SITUATION: During the routine survey, it has been observed that India is continued to be free from gregarious as well as solitary desert locust activities during the 2nd fortnight of April, 2019. Total 50 nos. of spots were observed during the Surveys which are plotted on the map.

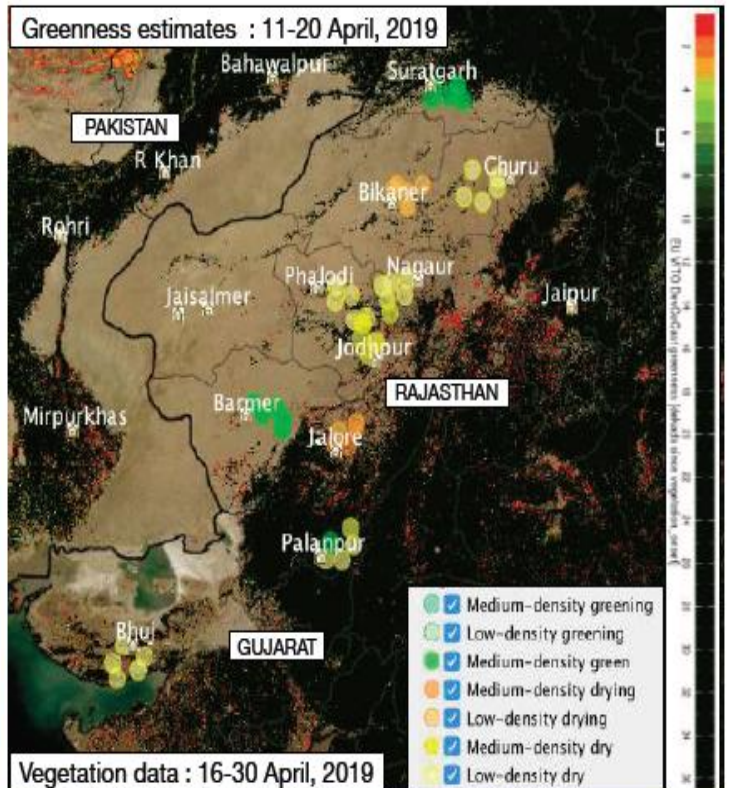


Swarm movement	:	Nil
Breeding	:	Nil
Hoppers	:	Nil
Scattered / Isolated adult	:	Nil

WEATHER AND ECOLOGY: Rainfall estimates (11-20 April, 2019) shows light to moderate rainfall in the SDA except Jaisalmer. Greenness estimates of 2nd decade of April, 2019 indicate dry vegetation and survey teams also observed dry/drying vegetation except Suratgarh and Barmer. Soil moisture observed dry in the surveyed areas.



Rainfall estimates : 11-20 April, 2019
 Soil Moisture : 16-30 April, 2019
 Light to moderate rainfall observed in the SDA except Jaisalmer. Soil moisture observed dry in the survey areas.



Greenness estimates : 11-20 April, 2019
 Vegetation data : 16-30 April, 2019
 Survey teams observed dry/drying vegetation in survey areas except Barmer & Suratgarh where it was observed green.

PREPAREDNESS: India is prepared with sufficient trained man-power, vehicles, P.P. equipments, pesticides and 11 activated eLocust3 units for locust surveys/population monitoring and control operation.

Animal Husbandry advisory

(Source: Pashupalak calendar (May), the Department of Animal Husbandry, Dairying and Fisheries, Ministry of Agriculture, Government of India)

- Temperatures are high during this month and some areas experiences sever dust storms accompanied by thunder showers.
- Heat related diseases in animals that can be seen to affect animals during this time are fever, dehydration, decrease in body salts, loss of appetite and decrease in productivity.
- Animals should be protected from the heat and strong, hot and dry summer afternoon winds (*loo*).
- Adequate efforts should be made for fodder collection/purchase and storage for periods of shortage.
- To avoid loss of essential body salts in animals ensure that a salt mixture in appropriate quantity is mixed with the feed and water and given to animals.
- Depending upon the season, the content of the animal feed should be changed. At this time increase the quantity of wheat chaff and jowar in the feed.
- Give dairy animals a balanced feed so that their milk production capacity is enhanced.
- Deworming of animals should be carried out.
- Maize, perennial grasses and other fodder species should be harvested now.
- Sheep should be sheared during this month.