

Weather forecast and advisory for 24 most vulnerable drought prone districts

Weather forecast

(Source: IMD)

Andhra Pradesh

STATE : ANDRA-PRADESH

PARAMETERS	WEATHER FCST				
	DAY-1 12092019	DAY-2 13092019	DAY-3 14092019	DAY-4 15092019	DAY-5 16092019

DISTRICT : ANANTPUR

Rainfall (mm)	21	12	0	3	7
Max Temperature (deg C)	36	35	34	35	35
Min Temperature (deg C)	25	25	25	25	25
Total cloud cover (octa)	8	8	8	6	6
Max Relative Humidity (%)	80	77	77	77	76
Min Relative Humidity (%)	48	49	46	45	42
Wind speed (kmph)	020	022	019	020	023
Wind direction (deg)	265	257	267	265	271

DISTRICT : KURNOOL

Rainfall (mm)	7	6	0	4	5
Max Temperature (deg C)	36	35	35	35	36
Min Temperature (deg C)	25	25	26	26	25
Total cloud cover (octa)	7	8	8	7	6
Max Relative Humidity (%)	80	78	78	78	78
Min Relative Humidity (%)	48	52	52	49	50
Wind speed (kmph)	017	018	015	017	019
Wind direction (deg)	268	262	268	272	272

STATE : ANDRA-PRADESH

PARAMETERS	WEATHER FCST				
	DAY-1 12092019	DAY-2 13092019	DAY-3 14092019	DAY-4 15092019	DAY-5 16092019

DISTRICT : CHITTOOR

Rainfall (mm)	30	29	9	7	14
Max Temperature (deg C)	36	36	36	36	36
Min Temperature (deg C)	27	27	27	27	27
Total cloud cover (octa)	8	8	8	6	6
Max Relative Humidity (%)	82	76	79	78	77
Min Relative Humidity (%)	50	49	44	44	43
Wind speed (kmph)	011	013	009	009	013
Wind direction (deg)	257	271	268	272	269

DISTRICT : PRAKASAM

Rainfall (mm)	11	9	0	8	8
Max Temperature (deg C)	38	36	36	36	37
Min Temperature (deg C)	28	27	28	28	28
Total cloud cover (octa)	8	8	8	7	5
Max Relative Humidity (%)	77	74	74	74	76
Min Relative Humidity (%)	51	53	49	48	49
Wind speed (kmph)	018	018	013	015	017
Wind direction (deg)	269	265	267	268	275

For forecasting at Block level, kindly refer below link at IMD website:

http://nwp.imd.gov.in/blf_main.php

Rajasthan

STATE : RAJASTHAN

PARAMETERS	WEATHER FCST				
	DAY-1 12092019	DAY-2 13092019	DAY-3 14092019	DAY-4 15092019	DAY-5 16092019

DISTRICT : NAGOUR

Rainfall (mm)	0	0	7	0	9
Max Temperature (deg C)	41	40	40	38	40
Min Temperature (deg C)	28	27	27	28	28
Total cloud cover (octa)	7	8	8	8	7
Max Relative Humidity (%)	69	71	75	74	71
Min Relative Humidity (%)	33	38	38	43	35
Wind speed (kmph)	024	015	019	013	014
Wind direction (deg)	242	226	243	214	237

DISTRICT : CHURU

Rainfall (mm)	0	0	8	0	0
Max Temperature (deg C)	42	42	41	40	40
Min Temperature (deg C)	29	29	29	27	27
Total cloud cover (octa)	5	7	8	8	8
Max Relative Humidity (%)	58	53	60	68	67
Min Relative Humidity (%)	22	21	25	33	32
Wind speed (kmph)	016	013	015	015	010
Wind direction (deg)	192	206	192	141	159

STATE : RAJASTHAN

PARAMETERS	WEATHER FCST				
	DAY-1 12092019	DAY-2 13092019	DAY-3 14092019	DAY-4 15092019	DAY-5 16092019

DISTRICT : AJMER

Rainfall (mm)	3	14	18	18	33
Max Temperature (deg C)	37	37	37	35	37
Min Temperature (deg C)	26	26	25	26	26
Total cloud cover (octa)	7	8	8	8	7
Max Relative Humidity (%)	78	81	85	83	82
Min Relative Humidity (%)	47	56	55	55	57
Wind speed (kmph)	027	014	018	016	016
Wind direction (deg)	257	240	265	272	263

DISTRICT : JAISLAMER

Rainfall (mm)	0	0	0	0	0
Max Temperature (deg C)	41	41	41	41	41
Min Temperature (deg C)	28	26	26	27	27
Total cloud cover (octa)	4	7	8	8	6
Max Relative Humidity (%)	57	61	60	61	61
Min Relative Humidity (%)	22	24	22	21	23
Wind speed (kmph)	030	031	027	027	028
Wind direction (deg)	236	229	221	218	225

For forecasting at Block level, kindly refer below link at IMD website:

http://nwp.imd.gov.in/blf_main.php

Karnataka

STATE : KARNATAKA

PARAMETERS	WEATHER FCST				
	DAY-1 12092019	DAY-2 13092019	DAY-3 14092019	DAY-4 15092019	DAY-5 16092019

DISTRICT : KOLAR

Rainfall (mm)	28	23	4	7	14
Max Temperature (deg C)	33	31	32	33	32
Min Temperature (deg C)	23	22	22	22	23
Total cloud cover (octa)	8	8	8	5	6
Max Relative Humidity (%)	88	86	88	88	85
Min Relative Humidity (%)	60	62	55	54	54
Wind speed (kmph)	016	020	014	015	020
Wind direction (deg)	268	274	271	281	284

DISTRICT : TUMKUR

Rainfall (mm)	27	12	7	7	10
Max Temperature (deg C)	32	32	32	32	32
Min Temperature (deg C)	21	21	22	22	21
Total cloud cover (octa)	7	7	8	6	6
Max Relative Humidity (%)	89	88	88	89	88
Min Relative Humidity (%)	55	55	52	53	51
Wind speed (kmph)	013	014	013	012	015
Wind direction (deg)	256	250	257	261	269

DISTRICT : HASSAN

Rainfall (mm)	15	7	0	7	9
Max Temperature (deg C)	32	32	32	32	32
Min Temperature (deg C)	19	19	20	19	20
Total cloud cover (octa)	7	7	8	7	6
Max Relative Humidity (%)	93	92	92	95	93
Min Relative Humidity (%)	62	61	58	58	55
Wind speed (kmph)	009	009	008	007	008
Wind direction (deg)	254	250	255	265	267

STATE : KARNATAKA

PARAMETERS	WEATHER FCST				
	DAY-1 12092019	DAY-2 13092019	DAY-3 14092019	DAY-4 15092019	DAY-5 16092019

DISTRICT : BELGAUM

Rainfall (mm)	3	3	7	5	0
Max Temperature (deg C)	32	30	30	30	31
Min Temperature (deg C)	23	22	22	22	23
Total cloud cover (octa)	7	8	8	7	6
Max Relative Humidity (%)	91	90	94	91	89
Min Relative Humidity (%)	65	68	66	69	65
Wind speed (kmph)	014	014	012	014	014
Wind direction (deg)	259	248	248	249	261

DISTRICT : BAGALKOTE

Rainfall (mm)	0	3	8	4	5
Max Temperature (deg C)	33	32	30	31	32
Min Temperature (deg C)	22	22	22	22	22
Total cloud cover (octa)	7	8	8	8	6
Max Relative Humidity (%)	85	84	87	85	82
Min Relative Humidity (%)	57	59	59	60	57
Wind speed (kmph)	020	021	019	020	020
Wind direction (deg)	268	257	258	258	269

DISTRICT : BIJAPUR

Rainfall (mm)	3	4	7	4	6
Max Temperature (deg C)	33	33	32	32	32
Min Temperature (deg C)	22	22	22	22	22
Total cloud cover (octa)	7	8	8	8	6
Max Relative Humidity (%)	83	81	84	82	82
Min Relative Humidity (%)	56	57	57	55	55
Wind speed (kmph)	021	023	021	022	021
Wind direction (deg)	269	258	260	262	269

STATE : KARNATAKA

PARAMETERS	WEATHER FCST				
	DAY-1 12092019	DAY-2 13092019	DAY-3 14092019	DAY-4 15092019	DAY-5 16092019
DISTRICT : GULBARGA					
Rainfall (mm)	6	10	11	5	17
Max Temperature (deg C)	34	33	33	31	32
Min Temperature (deg C)	23	23	22	23	23
Total cloud cover (octa)	7	8	8	8	7
Max Relative Humidity (%)	86	85	87	86	88
Min Relative Humidity (%)	59	61	65	64	60
Wind speed (kmph)	015	018	017	016	014
Wind direction (deg)	264	257	266	265	270
DISTRICT : BIDAR					
Rainfall (mm)	4	9	6	24	24
Max Temperature (deg C)	33	32	32	30	31
Min Temperature (deg C)	21	21	21	21	21
Total cloud cover (octa)	7	8	8	8	7
Max Relative Humidity (%)	88	88	90	91	91
Min Relative Humidity (%)	68	67	66	67	69
Wind speed (kmph)	016	020	018	016	014
Wind direction (deg)	265	252	259	265	269
DISTRICT : KOPPAL					
Rainfall (mm)	5	0	0	5	0
Max Temperature (deg C)	34	32	30	31	32
Min Temperature (deg C)	22	22	23	23	23
Total cloud cover (octa)	7	8	8	8	6
Max Relative Humidity (%)	83	82	83	85	80
Min Relative Humidity (%)	51	56	58	63	49
Wind speed (kmph)	019	021	020	021	019
Wind direction (deg)	263	253	265	260	264

STATE : KARNATAKA

PARAMETERS	WEATHER FCST				
	DAY-1 12092019	DAY-2 13092019	DAY-3 14092019	DAY-4 15092019	DAY-5 16092019

DISTRICT : GADAG

Rainfall (mm)	0	3	0	4	0
Max Temperature (deg C)	33	31	29	29	31
Min Temperature (deg C)	22	21	22	21	22
Total cloud cover (octa)	7	8	8	8	6
Max Relative Humidity (%)	85	85	87	89	83
Min Relative Humidity (%)	54	58	61	68	53
Wind speed (kmph)	020	020	018	020	020
Wind direction (deg)	260	249	263	253	262

DISTRICT : DEVANGERE

Rainfall (mm)	8	6	0	0	4
Max Temperature (deg C)	33	33	30	31	32
Min Temperature (deg C)	23	22	22	22	22
Total cloud cover (octa)	7	8	8	7	6
Max Relative Humidity (%)	91	91	92	92	90
Min Relative Humidity (%)	61	61	63	61	59
Wind speed (kmph)	017	017	015	019	018
Wind direction (deg)	246	242	260	259	261

DISTRICT : CHITRADURGA

Rainfall (mm)	20	7	0	0	3
Max Temperature (deg C)	33	33	31	32	32
Min Temperature (deg C)	23	22	22	23	23
Total cloud cover (octa)	8	8	8	7	6
Max Relative Humidity (%)	85	84	85	85	83
Min Relative Humidity (%)	53	52	56	52	50
Wind speed (kmph)	020	021	020	021	024
Wind direction (deg)	261	254	268	266	272

STATE : KARNATAKA

PARAMETERS	WEATHER FCST				
	DAY-1 12092019	DAY-2 13092019	DAY-3 14092019	DAY-4 15092019	DAY-5 16092019
DISTRICT : BELLARY					
Rainfall (mm)	6	6	0	4	4
Max Temperature (deg C)	36	33	31	32	32
Min Temperature (deg C)	23	23	23	24	23
Total cloud cover (octa)	7	8	8	8	6
Max Relative Humidity (%)	84	84	84	85	82
Min Relative Humidity (%)	52	56	59	59	51
Wind speed (kmph)	019	021	019	021	020
Wind direction (deg)	259	252	263	260	264
DISTRICT : MANDYA					
Rainfall (mm)	31	10	7	8	9
Max Temperature (deg C)	32	32	32	32	31
Min Temperature (deg C)	21	21	20	20	21
Total cloud cover (octa)	8	7	8	7	7
Max Relative Humidity (%)	92	92	93	95	93
Min Relative Humidity (%)	59	60	55	54	52
Wind speed (kmph)	010	010	008	007	009
Wind direction (deg)	254	253	247	253	253
DISTRICT : BANGALORE-RURAL					
Rainfall (mm)	31	14	7	5	10
Max Temperature (deg C)	31	31	30	31	31
Min Temperature (deg C)	22	21	21	21	21
Total cloud cover (octa)	8	7	8	6	7
Max Relative Humidity (%)	93	91	94	94	93
Min Relative Humidity (%)	60	61	57	56	52
Wind speed (kmph)	012	013	010	010	012
Wind direction (deg)	257	260	254	263	269

STATE : KARNATAKA

PARAMETERS	WEATHER FCST				
	DAY-1 12092019	DAY-2 13092019	DAY-3 14092019	DAY-4 15092019	DAY-5 16092019
DISTRICT : MYSORE					
Rainfall (mm)	28	10	3	8	5
Max Temperature (deg C)	31	31	32	30	31
Min Temperature (deg C)	22	21	22	21	22
Total cloud cover (octa)	8	8	8	7	7
Max Relative Humidity (%)	92	93	95	95	94
Min Relative Humidity (%)	60	61	57	56	52
Wind speed (kmph)	010	008	006	006	007
Wind direction (deg)	249	247	238	249	250

For forecasting at Block level, kindly refer below link at IMD website:

http://nwp.imd.gov.in/blf_main.php

Prices of Major Commodities

(Source: agmarknet.gov.in)

Rajasthan (Commodity-wise, Market wise) (as per 10 09 2019 report)

Market	Variety	Minimum Prices	Maximum Prices	Modal Prices	Unit of Price
Group:Cereals					
Bajra(Pearl Millet/Cumbu)					
Bandikui(Geejgarh)	Other	1677	1677	1677	Rs/Quintal
Barmer	Bold	2150	2200	2175	Rs/Quintal
Dausa	Other	1800	1827	1814	Rs/Quintal
Deoli	Other	1810	1830	1820	Rs/Quintal
Gangapur City	Other	1750	1775	1763	Rs/Quintal
Gangapurcity(Old Lal mandi)	Other	1750	1861	1806	Rs/Quintal
Kherli	Other	1836	1885	1860	Rs/Quintal
Lalsot(Mandabari)	Other	1800	1800	1800	Rs/Quintal
Sri Madhopur	Other	1700	1700	1700	Rs/Quintal
Barley (Jau)					
Baran	Other	1825	1825	1825	Rs/Quintal
Dausa	Other	1711	1735	1723	Rs/Quintal
Deoli	Other	1700	1725	1713	Rs/Quintal
Jaipur(Bassi)	Deshi	1680	1707	1693	Rs/Quintal
Niwai	Other	1730	1730	1730	Rs/Quintal
Sri Madhopur	Other	1650	1700	1700	Rs/Quintal
Maize					
Baran	Other	1901	2150	1910	Rs/Quintal
Begu	Other	1760	1870	1810	Rs/Quintal
Fatehnagar	Hybrid	2040	2040	2040	Rs/Quintal
Wheat					
Anoopgarh	Dara	1911	1950	1931	Rs/Quintal
Atru	Other	1865	1865	1865	Rs/Quintal
Bandikui(Geejgarh)	Other	1849	1925	1862	Rs/Quintal
Baran	Other	1900	2015	1967	Rs/Quintal
Begu	Other	1750	1930	1850	Rs/Quintal
Bhadara	Other	1968	1977	1973	Rs/Quintal
Dausa	Other	1825	2000	1913	Rs/Quintal
Deoli	Other	1850	1908	1879	Rs/Quintal
Fatehnagar	Local	1951	2040	2015	Rs/Quintal
Gangapur City	Other	1811	1905	1858	Rs/Quintal

Gangapurcity(Old Lal mandi)	Other	1800	1906	1853	Rs/Quintal
Gharsana	Other	1920	1933	1929	Rs/Quintal
Itawa	Other	1919	2037	1978	Rs/Quintal
Jaipur(Bassi)	1482	1900	1960	1930	Rs/Quintal
Kherli	Other	1915	1961	1945	Rs/Quintal
Lalsot(Mandabari)	Other	1880	1948	1896	Rs/Quintal
Nagar	Other	1850	1900	1885	Rs/Quintal
Niwai	Other	1915	1938	1925	Rs/Quintal
Sadulshahar	Other	1953	1953	1953	Rs/Quintal
Sangriya	Other	1921	1941	1940	Rs/Quintal
Sri Karanpur	Other	1961	1971	1961	Rs/Quintal
Sriganganagar	Other	1995	1995	1995	Rs/Quintal
Suratgarh	Other	1930	1974	1970	Rs/Quintal

Group:Fibre Crops

Cotton

Sangriya	Other	5821	5821	5821	Rs/Quintal
Sri Karanpur	American	5629	5712	5700	Rs/Quintal
Sriganganagar	American	5551	6000	5890	Rs/Quintal
	Desi	5881	5881	5881	Rs/Quintal
Surajgarh	RCH-2	5400	5400	5400	Rs/Quintal

Group:Oil Seeds

Ground Nut Seed

Sri Madhopur	Other	5251	5251	5251	Rs/Quintal
--------------	-------	------	------	------	------------

Mustard

Anoopgarh	Other	3600	3678	3639	Rs/Quintal
Bandikui(Geejgarh)	Other	3500	3500	3500	Rs/Quintal
Baran	Other	3440	3730	3600	Rs/Quintal
Begu	Other	3800	4250	4200	Rs/Quintal
Dausa	Other	3535	3615	3575	Rs/Quintal
Deeg	Other	3535	3901	3818	Rs/Quintal
Deoli	Other	3350	3700	3525	Rs/Quintal
Gangapur City	Other	3540	3816	3678	Rs/Quintal
Gangapurcity(Old Lal mandi)	Other	3704	3714	3709	Rs/Quintal
Gharsana	Mustard	3587	3641	3630	Rs/Quintal
Itawa	Other	3668	3670	3669	Rs/Quintal
Jaipur(Bassi)	Other	3510	3510	3510	Rs/Quintal
Jodhpur(Grain)(Phalodi)	Other	3400	3600	3500	Rs/Quintal
Kherli	Other	3680	3905	3770	Rs/Quintal
Lalsot(Mandabari)	Other	3556	3855	3650	Rs/Quintal

Niwai	Other	3431	3870	3800	Rs/Quintal
Pilli Banga	Mustard	3575	3630	3603	Rs/Quintal
Sadulshahar	Other	3597	3800	3782	Rs/Quintal
Sangriya	Other	3590	3729	3719	Rs/Quintal
Sri Karanpur	Other	3650	3811	3763	Rs/Quintal
Sri Madhopur	Other	3500	3600	3600	Rs/Quintal
Sriganganagar	Other	3541	3836	3836	Rs/Quintal
Suratgarh	Other	3571	3719	3585	Rs/Quintal
Uniyara	Other	3650	3675	3662	Rs/Quintal
Sesamum(Sesame,Gingelly,Til)					
Dausa	Other	8500	8700	8600	Rs/Quintal
Soyabean					
Baran	Other	3560	3649	3615	Rs/Quintal
Itawa	Other	3100	3550	3325	Rs/Quintal
Taramira					
Jaipur(Bassi)	Other	3400	3550	3475	Rs/Quintal
Sri Madhopur	Other	3500	3525	3500	Rs/Quintal
Suratgarh	Other	3601	3601	3601	Rs/Quintal
Group:Other					
Dhaincha					
Kherli	Other	2500	2500	2500	Rs/Quintal
Group:Pulses					
Bengal Gram(Gram)(Whole)					
Anoopgarh	Other	3770	3821	3796	Rs/Quintal
Atru	Other	3787	3787	3787	Rs/Quintal
Baran	Other	3700	3885	3800	Rs/Quintal
Dausa	Other	3826	3935	3881	Rs/Quintal
Gangapur City	Other	3911	3911	3911	Rs/Quintal
Jaipur(Bassi)	999	3577	3577	3577	Rs/Quintal
Lalsot(Mandabari)	Other	3850	3875	3875	Rs/Quintal
Sadulshahar	Other	3800	3905	3900	Rs/Quintal
Sangriya	Other	3890	3901	3900	Rs/Quintal
Sri Karanpur	Other	3700	3831	3800	Rs/Quintal
Sri Madhopur	Other	3800	3800	3800	Rs/Quintal
Suratgarh	Bengal Gram (Split)	3800	3800	3800	Rs/Quintal
Black Gram (Urd Beans)(Whole)					
Baran	Other	3470	4400	3940	Rs/Quintal
Green Gram (Moong)(Whole)					
Anoopgarh	Other	4801	5250	5026	Rs/Quintal
Gharsana	Other	4875	5801	5650	Rs/Quintal
Rawatsar	Other	5171	5361	5171	Rs/Quintal

Sangriya	Other	5095	5095	5095	Rs/Quintal
Sri Karanpur	Other	4925	5269	5200	Rs/Quintal
Sriganganagar	Other	5500	5500	5500	Rs/Quintal
Guar Seed(Cluster Beans Seed)					
Anoopgarh	Other	3815	3830	3823	Rs/Quintal
Barmer	Other	3950	4050	4000	Rs/Quintal
Sri Madhopur	Other	3800	3800	3800	Rs/Quintal
Kabuli Chana(Chickpeas-White)					
Gharsana	Kabuli Chana(Chickpeas-white)	3600	3940	3915	Rs/Quintal
Moath Dal					
Barmer	Other	3950	4050	4000	Rs/Quintal
Bhadara	Moath (W)	4100	4100	4100	Rs/Quintal
Group:Spices					
Corriander seed					
Baran	Other	5200	5598	5400	Rs/Quintal
Garlic					
Pilli Banga	Average	2380	2485	2432	Rs/Quintal
Suratgarh	Average	7200	7200	7200	Rs/Quintal
Group:Vegetables					
Guar					
Bhadara	Other	3810	3921	3866	Rs/Quintal
Dausa	Other	3658	3658	3658	Rs/Quintal
Fatehnagar	Gwar	3803	3803	3803	Rs/Quintal
Gharsana	Gwar	3761	3776	3770	Rs/Quintal
Kherli	Other	3671	3671	3671	Rs/Quintal
Pilli Banga	Other	3705	3800	3753	Rs/Quintal
Rawatsar	Other	3791	3916	3869	Rs/Quintal
Sadulshahar	Gwar	3534	3841	3750	Rs/Quintal
Sri Karanpur	Other	3676	3825	3701	Rs/Quintal
Onion					
Abu Road	Other	1975	2025	2000	Rs/Quintal
Pilli Banga	Other	1775	1877	1830	Rs/Quintal
Sangriya	Onion	2400	2400	2400	Rs/Quintal
Suratgarh	1st Sort	2000	2200	2100	Rs/Quintal
Potato					
Abu Road	Other	775	825	800	Rs/Quintal
Pilli Banga	Other	1565	1665	1620	Rs/Quintal
Rajasamand	Potato	800	1000	900	Rs/Quintal
Tomato					
Abu Road	Other	1775	1825	1800	Rs/Quintal
Pilli Banga	Other	1855	1950	1907	Rs/Quintal

Rajasamand	Tomato	1500	2000	1750	Rs/Quintal
------------	--------	------	------	------	------------

Andhra Pradesh (Commodity-wise, Market wise) *(as per 10 09 2019 report)*

Market	Variety	Minimum Prices	Maximum Prices	Modal Prices	Unit of Price
Group:Cereals					
Jowar(Sorghum)					
Nandyal	Jowar (Yellow)	2450	2550	2500	Rs/Quintal
Group:Pulses					
Bengal Gram(Gram)(Whole)					
Nandyal	Desi (Whole)	4650	4750	4700	Rs/Quintal
Group:Vegetables					
Bhindi(Ladies Finger)					
Palamaner	Bhindi	500	1000	750	Rs/Quintal
Bitter gourd					
Palamaner	Bitter Gourd	750	1750	1250	Rs/Quintal
Bottle gourd					
Palamaner	Bottle Gourd	150	500	325	Rs/Quintal
Brinjal					
Palamaner	Brinjal	500	1500	1000	Rs/Quintal
Cabbage					
Palamaner	Cabbage	250	750	500	Rs/Quintal
Cauliflower					
Palamaner	Cauliflower	400	800	600	Rs/Quintal
Cluster beans					
Palamaner	Cluster Beans	2000	4000	3000	Rs/Quintal
Cucumbar(Kheera)					
Palamaner	Cucumbar	625	1625	1125	Rs/Quintal
Green Chilli					
Palamaner	Green Chilly	1000	3000	2000	Rs/Quintal
Lemon					
Polavaram	Lemon	4200	5200	4800	Rs/Quintal
Potato					
Palamaner	(Red Nanital)	1000	2000	1500	Rs/Quintal
Raddish					
Palamaner	Raddish	500	1500	1000	Rs/Quintal
Ridgeguard(Tori)					

Palamaner	Ridgeguard(Tori)	500	1000	750	Rs/Quintal
Tomato					
Kalikiri	Local	330	660	530	Rs/Quintal
Mulakalacheruvu	Local	300	600	400	Rs/Quintal
Palamaner	Hybrid	300	800	500	Rs/Quintal
Vayalapadu	Local	400	1120	880	Rs/Quintal

Karnataka (Commodity-wise, Market wise) *(as per 10 09 2019 report)*

Market	Variety	Minimum Prices	Maximum Prices	Modal Prices	Unit of Price
Group:Cereals					
Jowar(Sorghum)					
Sindhanur	Jowar Hybrid	2430	2451	2450	Rs/Quintal
Sira	Jowar (White)	2400	2800	2500	Rs/Quintal
Maize					
Piriya Pattana	Hybrid/Local	950	1350	1100	Rs/Quintal
Ragi (Finger Millet)					
Piriya Pattana	Local	1900	1900	1900	Rs/Quintal
Sira	Local	2600	3000	2800	Rs/Quintal
Group:Live Stock,Poultry,Fisheries					
Goat					
Sira	Goat	3300	7200	6400	Rs/No
Sheep					
Sira	Sheep Medium	2400	6800	5600	Rs/No
Group:Other					
Bunch Beans					
Ramanagara	Bunch Beans	2000	2400	2200	Rs/No
Group:Pulses					
Beans					
Kolar	Beans (Whole)	4000	5000	4700	Rs/Quintal
Ramanagara	Beans (Whole)	3200	4000	3800	Rs/Quintal
Group:Spices					
Coconut					
Ramanagara	Grade-I	8000	16000	12000	Rs/Quintal
Sira	Grade-III	8750	14000	10000	Rs/Quintal

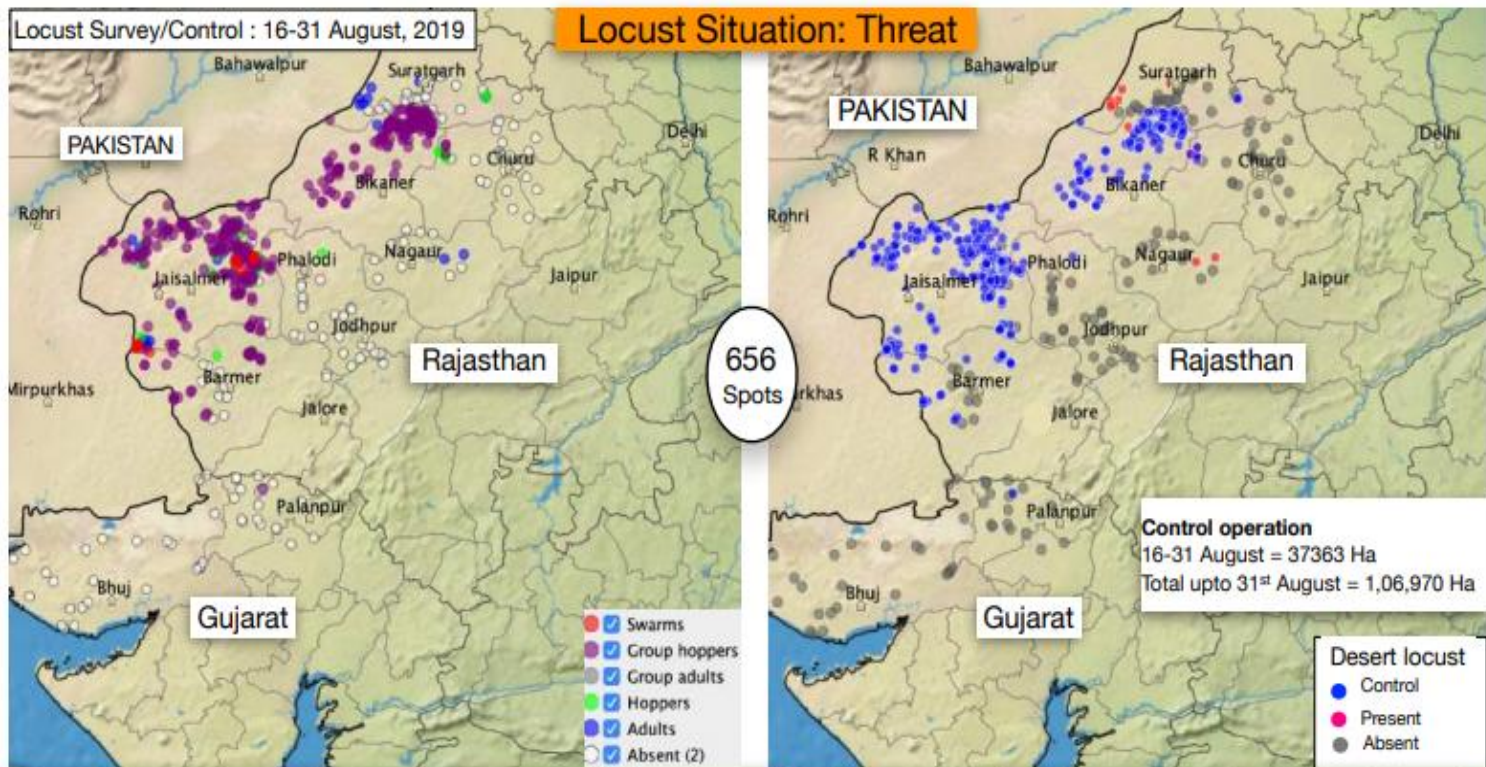
Group:Vegetables					
Beetroot					
Kolar	Beetroot	1200	1500	1300	Rs/Quintal
Ramanagara	Beetroot	3000	3200	3100	Rs/Quintal
Bhindi(Ladies Finger)					
Ramanagara	Bhindi	1600	2000	1800	Rs/Quintal
Bitter gourd					
Ramanagara	Bitter Gourd	3600	4000	3800	Rs/Quintal
Brinjal					
Kolar	Brinjal	1000	1500	1300	Rs/Quintal
Ramanagara	Brinjal	1200	1600	1400	Rs/Quintal
Cabbage					
Kolar	Cabbage	500	600	550	Rs/Quintal
Ramanagara	Cabbage	800	1000	900	Rs/Quintal
Capsicum					
Kolar	Capsicum	1500	2000	1700	Rs/Quintal
Carrot					
Kolar	Carrot	2000	3000	2500	Rs/Quintal
Ramanagara	Carrot	3600	4000	3800	Rs/Quintal
Cauliflower					
Kolar	Local	1000	1200	1150	Rs/Quintal
Chapparad Avare					
Kolar	Chapparada Avarekai	2000	2500	2300	Rs/Quintal
Chilly Capsicum					
Kolar	Chilly Capsicum	1000	1200	1150	Rs/Quintal
Ramanagara	Chilly Capsicum	3200	3600	3400	Rs/Quintal
Cucumbar(Kheera)					
Kolar	Cucumbar	150	250	190	Rs/Quintal
Ramanagara	Cucumbar	1200	1400	1300	Rs/Quintal
Elephant Yam (Suran)					
Sira	Elephant Yam (Suran)	1200	1200	1200	Rs/Quintal
Ginger(Green)					
Piriya Pattana	Green Ginger	2500	3000	2600	Rs/Quintal
Ramanagara	Green Ginger	5000	6000	5500	Rs/Quintal
Green Avare (W)					
Ramanagara	Green Avare (W)	3200	3600	3400	Rs/Quintal
Green Chilli					
Kolar	Green Chilly	1500	2500	2200	Rs/Quintal
Ramanagara	Green Chilly	2000	2400	2200	Rs/Quintal
Knool Khol					
Kolar	Knool Khol	1500	2000	1700	Rs/Quintal
Ramanagara	Knool Khol	1600	2000	1800	Rs/Quintal

Raddish					
Kolar	Raddish	400	600	500	Rs/Quintal
Ramanagara	Raddish	1200	1600	1400	Rs/Quintal
Ridgeguard(Tori)					
Kolar	Ridgeguard(Tori)	1500	1800	1600	Rs/Quintal
Ramanagara	Ridgeguard(Tori)	3200	3600	3400	Rs/Quintal
Seemebadnekai					
Ramanagara	Seemebadnekai	2400	2800	2600	Rs/Quintal
Snakeguard					
Ramanagara	Snakeguard	1800	2000	1900	Rs/Quintal
Sweet Pumpkin					
Ramanagara	Sweet Pumpkin	1000	1200	1100	Rs/Quintal
Thondekai					
Ramanagara	Thondekai	1800	2000	1900	Rs/Quintal
Tomato					
Chickaballapura	Tomato	300	1500	900	Rs/Quintal
Kolar	Hybrid	334	1867	1100	Rs/Quintal
	Tomato	400	1000	700	Rs/Quintal
Ramanagara	Tomato	600	800	700	Rs/Quintal
White Pumpkin					
Ramanagara	White Pumpkin	1400	1600	1500	Rs/Quintal

Locust situation

(Sources: PPQ&S, DAC&FW)

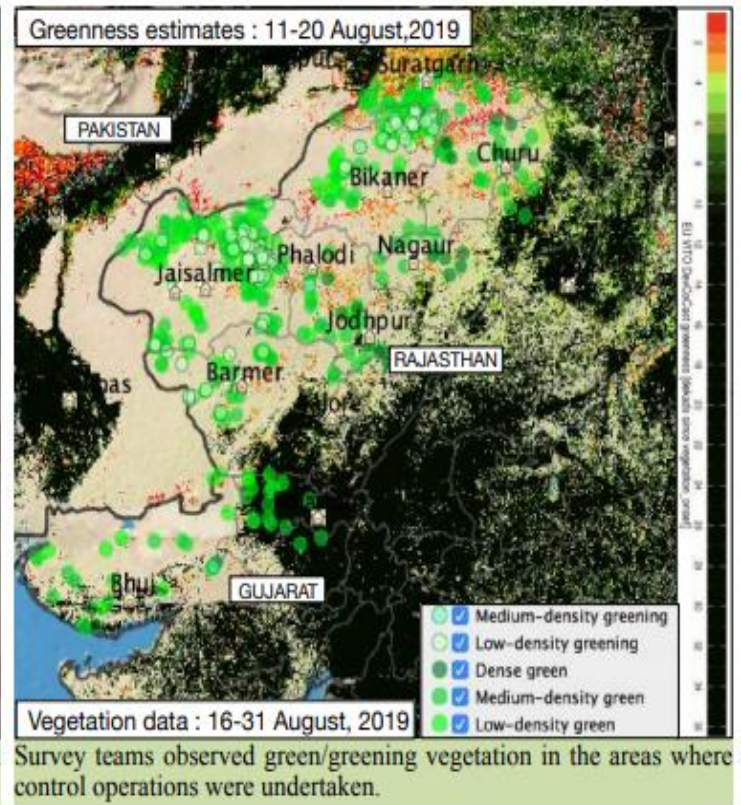
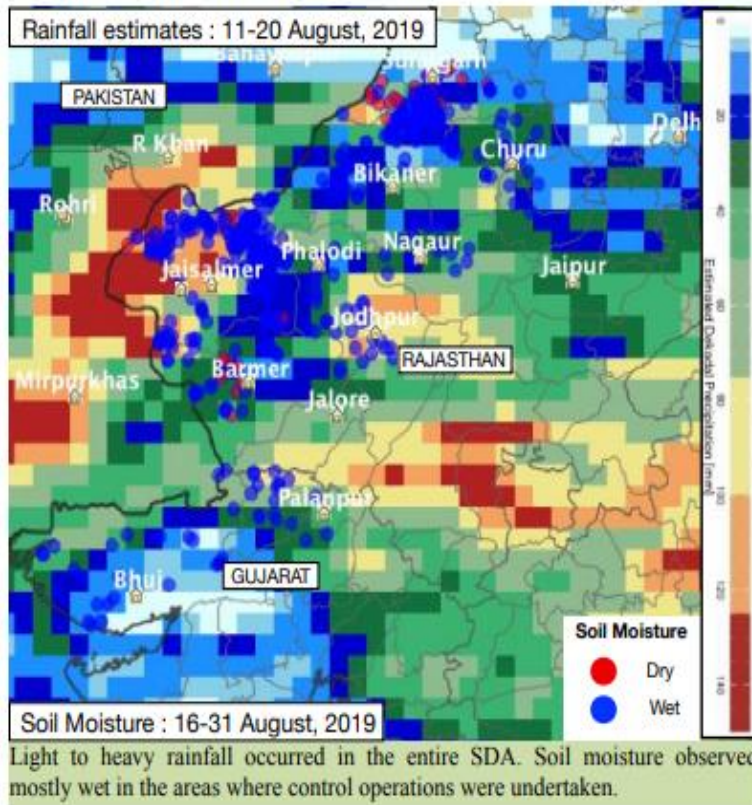
LOCUST SITUATION: During the 2nd fortnight of August, 2019, many 1st to 5th instar hopper, fledgling groups/bands and few small breeding swarm/group and low density mature adults were observed in the Jaisalmer, Barmer, Bikaner, Churu, Suratgarh, Jodhpur districts of Rajasthan and Banaskantha district of Gujarat. Out of 656 nos. of survey spots, control operations were undertaken at 485 localities covering 37363 ha area.



Control operations were undertaken against many 1st to 5th instar hopper, fledgling groups/bands and few small breeding swarm and groups in the Jaisalmer, Barmer, Bikaner, Churu, Suratgarh, Jodhpur districts of Rajasthan and Banaskantha district of Gujarat

- Swarm movement : Few small breeding swarms were observed
- Breeding : Transient/Gregarious copulating adults were seen in few places
- Hoppers : Many I to V instar hoppers reported
- Scattered / Isolated adult : Scattered mature solitary low no. adults were observed.

WEATHER AND ECOLOGY: Rainfall estimates (11-20 August, 2019) shows light to heavy rainfall in the entire Scheduled Desert Area. Greenness estimates IInd decade indicate fresh vegetation in SDA and Survey teams observed green vegetation and wet soil moisture mostly in the areas where control operations were undertaken.



LOCUST CONTROL OPERATION : During the IInd fortnight of August, 2019, a sum of 37363 ha area was treated against many 1st to Vth instar hoppers, fledgling and few small breeding swarm / groups. Total 1,06,970 ha areas has been treated upto the 31th August, 2019.

FORECAST : Control operations are underway in the Jaisalmer, Barmer, Bikaner, Jodhpur, Churu, Suratgarh & Banaskantha districts against the 1st to Vth instar hoppers & fledgling as well as mature transient / gregarious swarms / adults group, hence it is likely that more hopper groups and fledging may be reported near the areas where breeding was seen.

PREPAREDNESS : India is prepared with sufficient trained man-power, vehicles, P.P. equipments, pesticides activated eLocust3 units for locust surveys/population monitoring and control operation.

Animal Husbandry advisory

(Source: Pashupalak calendar (SEPTEMBER), the Department of Animal Husbandry, Dairying and Fisheries, Ministry of Agriculture, Government of India)

- A good monsoon leads to flooding in animal sheds and the occurrence of moisture-borne diseases, hence, make adequate arrangements for water drainage and keeping the sheds dry.
- As much as possible, keep the animals in dry and high (raised platform) places.
- Ensure that fodder storage areas are kept dry.
- Due care should be taken to keep grazing pastures clean. The floor and walls of sheds should be cleaned and coated with lime solution.
- Protect the animals from the rise and fall of temperatures.
- To protect the in-milk animals from contracting Milk Fever, follow the directions given in the month of July.
- Protect the animals from parasites. Lambs should be vaccinated against Enterotoxemia.
- Cows should be mated within 12 – 18 hours of their coming on heat.
- A lot of green fodder is available at this time, hence, to protect animals from problems associated with excess grazing, restrict the time that they spend in pastures. Mix essential salts in the feed of the animals.
- Prepare silage from the abundantly available green fodder. Also green fodder can be mixed with dry grasses and fed to the animals.
- Cutting of sown perennial grasses should be done regularly. The field should be treated with required fertilisers, manure and compost, from time to time.
- Sowing of Berseem (*Trifolium alexandrinum*) and Alfalfa should start in the last week of this month.
- Sheep should be sheared during this month.